INTERNATIONAL SYMPOSIUM FOR THERAPEUTIC ULTRASOUND



TRONDHEIM JUNE 15-18, 2026 NORWAY

OFFICIAL PROGRAM BOOK

The Annual Symposium offers a unique opportunity to reach a wide range of attendees from across multiple sectors of the therapeutic ultrasound field. We are thrilled to gather at the **Norwegian University of Science and Technology** right in the heart of Trondheim to welcome nearly 500 attendees from all around the world.

Velkommen til Trondheim!

FOCUSED ULTRASOUND FOUNDATION

Funded by The Research Council of Norway

Verasonics®
The leader in Research Ultrasound™

Important Information

Registration / Information Desk
Visit us in the main foyer outside R1. We're happy to help with anything you need. Our hours will be:

Sunday, June 14:	2:00 PM – 5:00 PM
Monday, June 15:	7:00 AM – 5:00 PM
Tuesday, June 16:	7:30 AM – 5:00 PM
Wednesday, June 17:	7:30 AM – 11:00 AM

Speaker Preview Room R4
If you are presenting a talk, please make sure you preview your submitted slides the day before your talk. Speaker Preview Room hours will be:

Sunday, June 14:	2:00 PM – 5:00 PM
Monday, June 15:	7:00 AM – 4:00 PM
Tuesday, June 16:	7:00 AM – 4:00 PM
Wednesday, June 17:	7:30 AM – 4:00 PM

Certificates of Attendance
Attendees will receive an email after the conference with a link to download a Certificate of Attendance if needed.

Lost & Found
Should you lose or find anything, please report to the Information Desk for assistance.

Evaluation Survey
Please take a moment to complete a very short Evaluation Survey. Your feedback is very important for the development of future ISTU programs.

Evaluation Survey

Check the Detailed Online Program for exact times as we may need to make adjustments during the meeting!

Detailed Online Program

Realfagbygget: Natural Science Building

U1 Floor: Conference Areas

- Level Exhibit Spaces (3x1, 5 m)
- Exhibition Spaces (2x1,5 m)
- Session Rooms
- Poster Presentation Boards
- Emergency Exits
- Common Areas
- Common Areas (Lower Floor)
- Speaker Preview Room
- Coffee Break Service

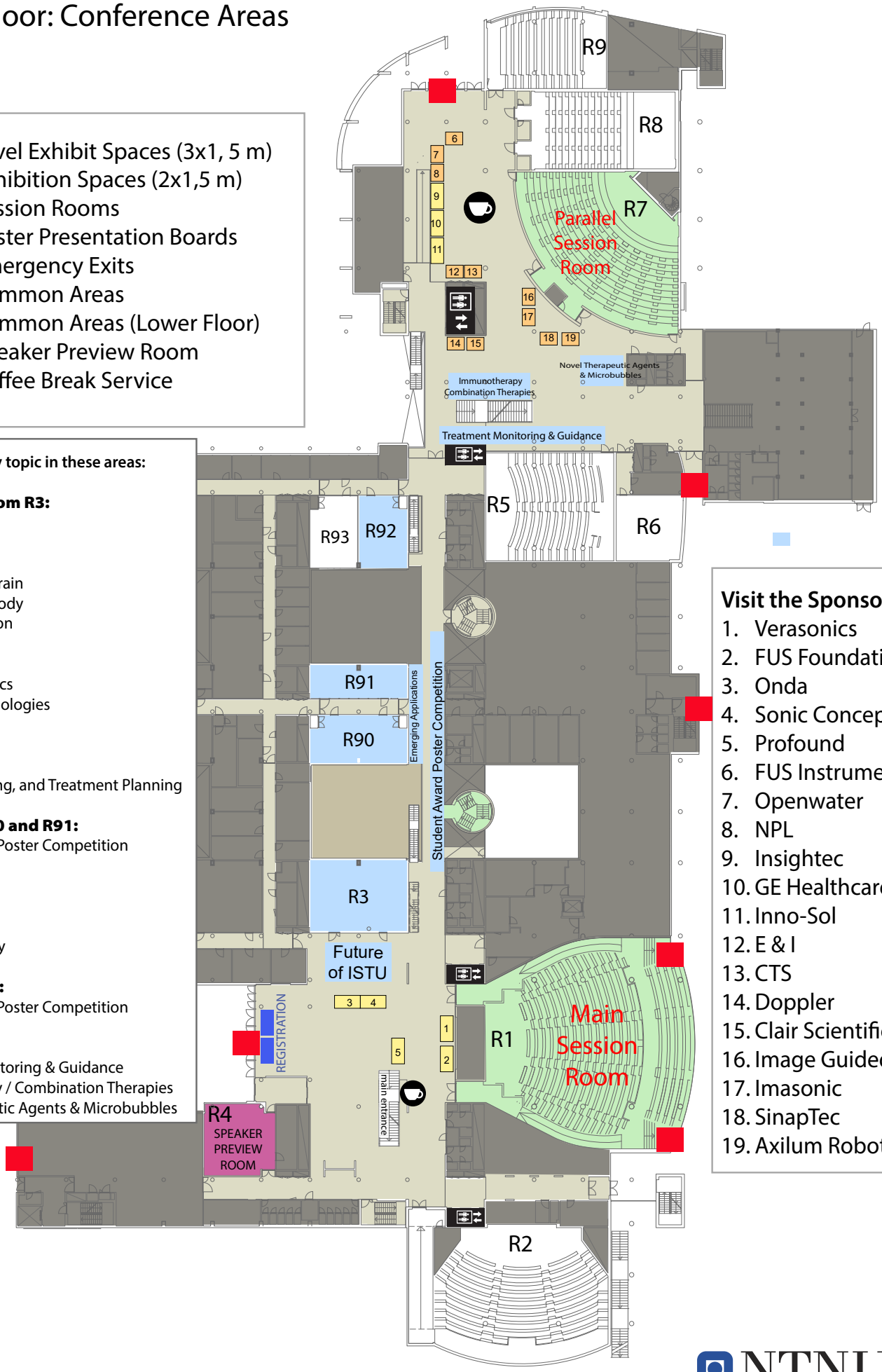

View posters by topic in these areas:

In front of Room R3:
Future of ISTU

Room R3:
Drug Delivery Brain
Drug Delivery Body
Neuromodulation

Room R90:
Cavitation Physics
Emerging Technologies

Room R91:
Cardiovascular
Physics, Modeling, and Treatment Planning

In front of R90 and R91:
Student Award Poster Competition

Room R92:
Abdomen
Histotripsy
Thermal Therapy

Main Hallway:
Student Award Poster Competition

Outside R7:
Treatment Monitoring & Guidance
Immunotherapy / Combination Therapies
Novel Therapeutic Agents & Microbubbles

Visit the Sponsors!

1. Verasonics
2. FUS Foundation
3. Onda
4. Sonic Concepts
5. Profound
6. FUS Instruments
7. Openwater
8. NPL
9. Insightec
10. GE Healthcare
11. Inno-Sol
12. E & I
13. CTS
14. Doppler
15. Clair Scientific
16. Image Guided Therapy
17. Imasonic
18. SinapTec
19. Axilum Robotics

NTNU
Kunnskap for en bedre verden

ISTU 2026: Trondheim, Norway
Program Schedule
June 15 - 18, 2026

Start	Monday, June 15	Tuesday, June 16	Wednesday, June 17	Thursday, June 18
7:00	Registration/ Info Desk	Registration / Info Desk	Registration / Info Desk	Registration / Info Desk
7:30				
8:00	Welcome: State of the Field	Opening Remarks	ISTU Annual Awards (Fry / Lizzi / Clinical)	Thermal Therapy / Cardiovascular Applications
8:15	Education: Therapeutic Ultrasound Basics	Plenary Talks		
8:30				
8:45	Education: Drug Delivery			
9:00				
9:15		Student Poster Award Pitches Session 1	Poster Session 2 / Coffee Break / Exhibits	Poster Session 3 / Coffee Break / Exhibits
9:30		Poster Session 1 / Coffee Break / Exhibits		
9:45	Coffee Break / Exhibits			
10:00				
10:15	Neuroablative Clinical	Drug Delivery: Brain	Physics, Modeling, and Treatment Planning / Immunotherapies / Combination Therapies	Emerging Technology and Hardware / Cavitation Physics and Monitoring
10:30				
10:45				
11:00				Annual Debate
11:15	Neuromodulation / BBB Clinical			
11:30				Student Awards / Closing Remarks
11:45			Lunch: Visit Exhibits and Posters!	
12:00		Lunch: Visit Exhibits and Posters!		
12:15	Lunch: Visit Exhibits and Posters!			
12:30			Drug Delivery: Body / Histotripsy	
12:45				
13:00		Student Award Talks		
13:15	ISTU Annual Awards: Clinical Awards		ISTU General Assembly	
13:30				
13:45	FUS Foundation Special Update		Women in Therapeutic Ultrasound	
14:00	Education: Artificial Intelligence in Therapeutic Ultrasound			
14:15				
14:30	Abdomen Clinical	Student Poster Award Pitches Session 2	Coffee Break: Visit Exhibits!	
14:45		Coffee Break: Visit Exhibits! / Future of ISTU Poster Session		
15:00				
15:15				
15:30	Coffee Break: Visit Exhibits!		Novel Therapeutic Agents / Emerging Applications	
15:45		Treatment Monitoring and Guidance / Neuromodulation		
16:00	GU (Prostate, GYN) Clinical			
16:15				
16:30			ISTU Annual Award: Excellence in Mentorship	
16:45				
17:00	Education: Entrepreneurship		Student Mentorship Session	
17:15				
17:30		Welcome Reception at the Student Round House, Studenter Samfunnet		
17:45				
18:00				
18:15				
18:30	Clinicians Only: Wooden Boat Fjord Cruise		Gala Event Organ Concert at Nidarosdomen, the Nidaros Cathedral	
18:45	Student Social: WorkWork			
19:00			Gala Event Dinner at the Archbishop's Palace	
20:00				

Please note: On Sunday, June 14th, we will have Registration / Info Desk open at the University from 14:00 - 17:00 for those that want to check in earlier and preview the venue location.

Local Organizing Committee Members

The 2026 Annual Symposium is proudly hosted by the Local Organizing Team from NTNU: Norwegian University of Science and Technology



Co-Chair

Catharina de Lange Davies, Ph.D.

Professor
Department of Physics
NTNU: Norwegian University
of Science and Technology

Catharina de Lange Davies is professor in Biophysics at the Norwegian University of Science and Technology. PhD in 1990 from University of Oslo. Post doc at the Norwegian Radium Hospital, Oslo. Research stays abroad at Stanford University, Harvard University / Massachusetts General Hospital, Peter MacCallum Research Institute in Melbourne. Main research area: Improving delivery of drugs and nanoparticles to tumors and across the blood brain barrier using focused ultrasound. Understanding the mechanisms for efficient delivery, especially how ultrasound and microbubbles change perfusion, improve extravasation and transport through the extracellular matrix. We use among other methods various fluorescence-based techniques and real time intravital microscopy.

Co-Chair

Sofie Snipstad, Ph.D.

Researcher
Department of Physics
NTNU: Norwegian University
of Science and Technology
Cancer Clinic, St. Olav's Hospital



Sofie Snipstad holds an MSc degree in Bionanotechnology and a PhD in Biophysics from the Norwegian University of Science and Technology (NTNU). Since 2012 she has been working with nanomedicine and ultrasound-mediated drug delivery in various research projects at NTNU, the research institute SINTEF and a spin-off company called NaDeNo. She is currently a researcher at the Department of Physics, NTNU, focusing on ultrasound-mediated delivery of chemotherapies, immunotherapies and gene therapies across biological barriers, for improved treatment of cancer and neurodegenerative diseases in the brain.

Local Organizing Committee Members

- Professor Lasse Løvstakken, NTNU
- Senior researcher Sigrid Berg, SINTEF
- Senior researcher Rune Hansen, SINTEF
- Senior physician, Margrete Haram, Ph.D., St. Olav's Hospital

ISTU Scientific Committee Chair



Adam Maxwell, Ph.D.

Research Associate Professor
Department of Biomedical Engineering
Virginia Tech

Dr. Maxwell is a Research Associate Professor in the Department of Biomedical Engineering and Mechanics at Virginia Tech. He has been involved in focused ultrasound research for over 20 years. His work centers on understanding and controlling mechanical effects of focused ultrasound to disintegrate soft tissues (histotripsy) and calcifications (lithotripsy). He is the lead inventor of burst wave lithotripsy, a focused ultrasound technique to fragment urinary stones. He has overseen most of the preclinical and technological development of burst wave lithotripsy, which is now in clinical trials. His other expertise includes acoustic modeling, ultrasound electronics, and piezoelectric transducer design and fabrication.

ISTU Scientific Committee Members

- Bingbing Cheng, Ph.D., (China) ShanghaiTech University
- Laura Curiel, Ph.D., PEng, (Canada), University of Calgary
- W. Apoutou N'Djin, Ph.D., (FRANCE), LabTAU
- Antonios Pouliopoulos, Ph.D., (UK), King's College London

Congratulations!
ISTU Annual Award Winners

The William and Francis Fry Honorary Fellowship for Contributions to Therapeutic Ultrasound



Vera A. Khokhlova, Ph.D.

Lomonosov Moscow State University
University of Washington

"Nonlinear Acoustics in Therapeutic Ultrasound"

The Frederic Lizzi Early Career Award



Natasha D. Sheybani, Ph.D.

"Controlled Chaos: Trials, Triumphs, and Lessons at the Intersection of Acoustics & Tumor Immunology"

UVA Focused Ultrasound
Immuno-Oncology (FUSION) Center

This year's Frederic Lizzi Early Career Award Session is brought to you by Bracco.

BRACCO
LIFE FROM INSIDE

Excellence in Mentorship Award



Lawrence A. Crum, Ph.D.

Center for Industrial & Medical Ultrasound
Applied Physics Laboratory
University of Washington

"Mentorship is for Everyone"

Distinguished Clinician Investigator Award



David Cranston D.Phil., FRCS.

Nuffield Department of Surgical Sciences
University of Oxford

"30 years of HIFU from the Dreaming Spires of Oxford to the Rivers and Mists of Chongqing"

Early Career Clinical Investigator Award



Shayan Moosa, M.D.

UVA Health

"Advancing the Frontiers of Transcranial Focused Ultrasound: AI-Guided Lesioning, Neuromodulation, and Sonodynamic Therapy"

VISIT OUR SPONSORS

Gold Sponsors

Focused Ultrasound Foundation

Funded by The Research Council of Norway

Verasonics®
The leader in Research Ultrasound™

Silver Sponsors

PROFOUND

SONIC™ CONCEPTS

Bronze Sponsors

GE HealthCare

Inno-Sol
Innovative Solutions in Life Science

INSIGHTEC

Tour the Virtual Platform for More info!

S-Sharp

Prodigy HIFU256





Prodigy 256

Programmable High Power Array System

Open Array Imaging Platform

Therapeutic Ultrasound Research

- Frequency 50 kHz~30 MHz
- Bipolar Pulses
- 256 Physical Channels
- Voltage 40 ~ 180Vpp
- Time Delay Accuracy 2.8 ns
- Up to 11.5 W Per Channel in Continuous Mode
- More than 15 W Per Channel in Pulsed Mode
- PC Control or Integrated with Prodigy256 for Image-guided Therapy
- Standalone Prodigy HIFU256 is Available
- Versatile Applications: HIFU, Cavitation, ARFI/SWEI push, BBB opening, Histotripsy... etc.

Arbitrary Delay Curve

Prodigy HIFU256 supports to generate arbitrary steering beams or plane waves using the arbitrary delay curve setting feature

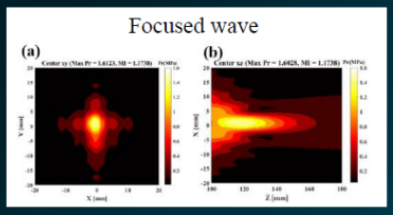

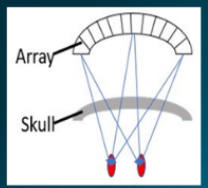

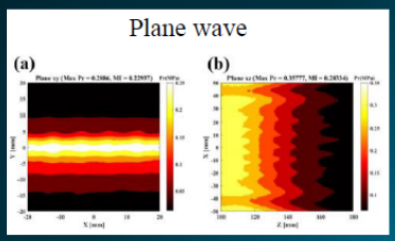



Theranostic Ultrasound

Developing theranostic focused ultrasound on separated transducer design for passive acoustic mapping (PAM) and versatile ultrasound imaging on CNS applications using Prodigy HIFU256 with Prodigy256

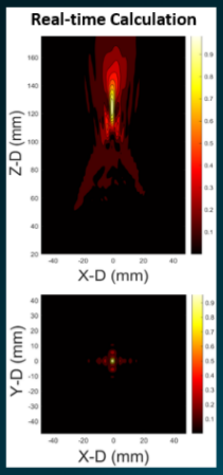

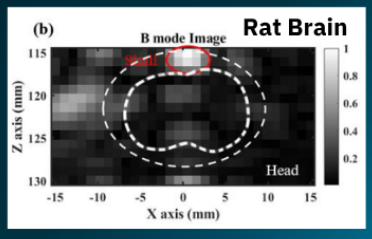

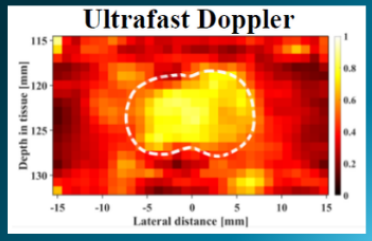

*** Tzu-Tsen Hsieh, Yung-Han Lee, Bao-Yu Hsieh, Hao-Li Liu, "Low Frequency Vascular Analysis of Dual Mode Transcranial Focused Ultrasound Induced Brain Stimulation."*

sales@s-sharp.url.tw +886(0)2 8914 6649 www.s-sharp.com

Focused Ultrasound Foundation

The Focused Ultrasound Foundation accelerates the development and adoption of the technology by:

- **Funding research**, including investigator-initiated preclinical and clinical studies
- **Cultivating the next generation** of researchers through fellowships and internships
- **Fostering collaboration** by hosting workshops and summits
- **Overcoming barriers** to commercialization by partnering with stakeholders

To learn more, visit **fusfoundation.org**

Learn how to apply for funding

Learn about our Scholars Program

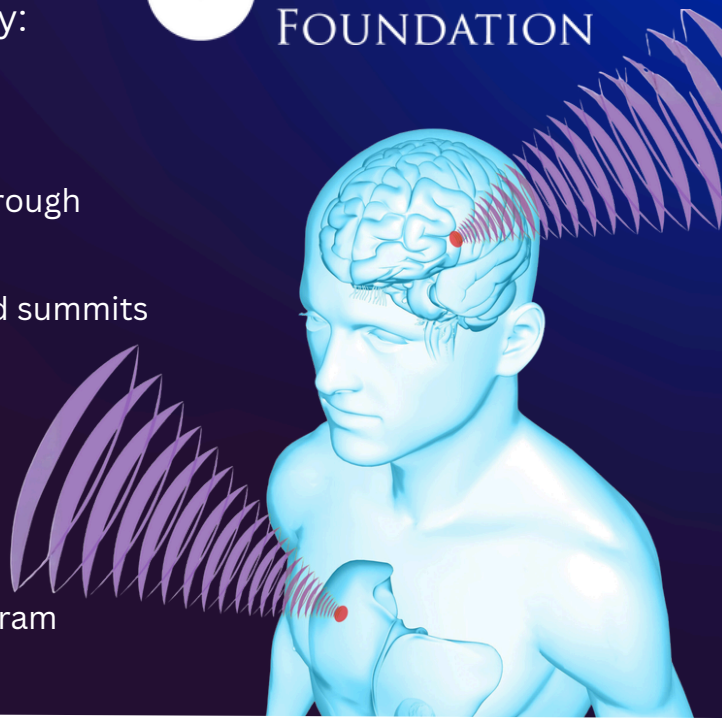

International Focused Ultrasound Society

The Foundation recently launched the **International Focused Ultrasound Society (IFUS)**, an organization dedicated to advancing clinical practice and accelerating adoption of focused ultrasound.

To learn more and become a member, visit **ifus.org**

Founding membership is free for the first year.

Celebrating Focused Ultrasound

THE FUTURE IS NOW

NOVEMBER 11-13, 2026 · MCLEAN, VA, USA

To highlight progress in the field and the **Foundation's 20th Anniversary**, we invite you to join us for a celebration event that will convene the global focused ultrasound community and chart its future.

To learn more and register, visit:
celebration.fusfoundation.org

20 YEARS OF CURING WITH SOUND | Focused Ultrasound Foundation

Verasonics®

The leader in Research Ultrasound™

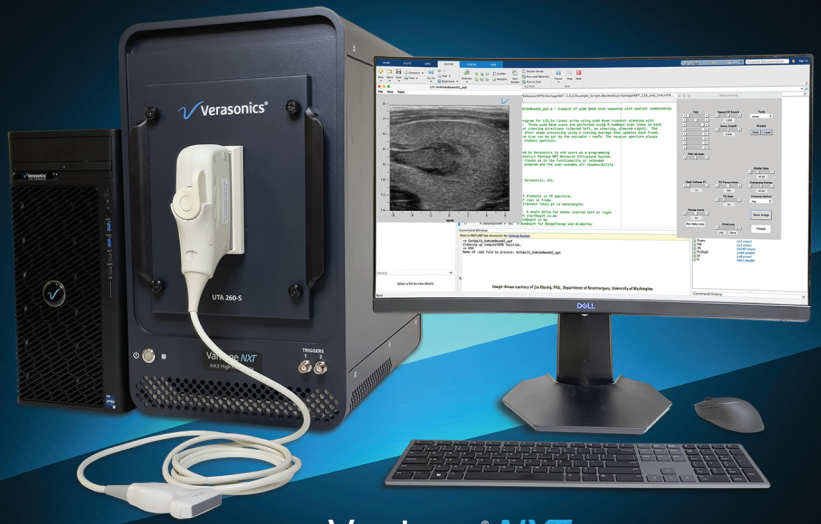

Vantage® *NXT*

Research Ultrasound System

Extensive options for Focused Ultrasound Research

Vantage *NXT* Systems offer:

- Flexible architecture from 32 to 2048 channels
- Volume Imaging options
- A variety of transducers
- A broad range of power output levels

Verasonics Inc.
11335 NE 122nd Way, Suite 100, Kirkland, WA 98034
www.verasonics.com

Learn more or E-mail: sales@verasonics.com

See into the future of MRI-guided ultrasound therapy.

TULSA-PRO®

Precision ultrasound treatment for prostate disease

SONALLEVE®

Ultrasound treatment for uterine fibroids, bone metastases pain and more

Learn more about our innovative therapies at profoundmedical.com.

PROFOUND

Inno-Sol
Innovative Solutions in Life Science



Block-US
Allows reproducible multi-well experiments

Sono We
ULTRASOUND IN LIFE SCIENCE



All-in-one ultrasound System for cell Research applications



Inno-Cap
Attenuates standing waves propagation

Inno-Sol S.r.l. **Innovative Start-up - Ultrasound Technologies and Solutions for Life Science**
Registered Office: Piazza di Villa Carpegna 45, 00165 Rome (RM) - **Headquarter:** Via della ricerca Scientifica snc Rome (RM) - **amministrazione@inno-sol.it - www.inno-sol.it**

COESIONE ITALIA 21-27 LAZIO
Cofinanziato dall'Unione europea
REGIONE LAZIO

INSIGHTEC

INCISIONLESS. DURABLE. LIFE-CHANGING.*

MR-guided Focused Ultrasound delivers significant and durable tremor relief for Essential Tremor.

73%[1]
improvement in tremor severity after **5 years**[1] (CRST Part A).

SAFE**
All prior AEs remained mild or moderate and no new AEs were reported **1 year after treatment, nor at 5-year follow-up**

1. Cosgrove GR, Lipsman N, Lozano AM, et al. Magnetic resonance imaging-guided focused ultrasound thalamotomy for essential tremor: 5-year follow-up results [published online ahead of print, 2022 Aug 5]. J Neurosurg. 2022;1-6. doi:10.3171/2022.6.JNS212483.Life changing refers to significant improvements in quality of life.*

* Life changing refers to significant improvements in quality of life.

** Overall, at completion of the 5-year follow-up, the remaining AEs (in 40 reported patients) included paresthesia (12 patients), imbalance (6), unsteadiness (2), gait disturbances (2), limb weakness (2), dysmetria (2) and dysgeusia (3).

Note: Exablate Neuro fulfils the requirements for CE marking, as established by Notified Body 0344

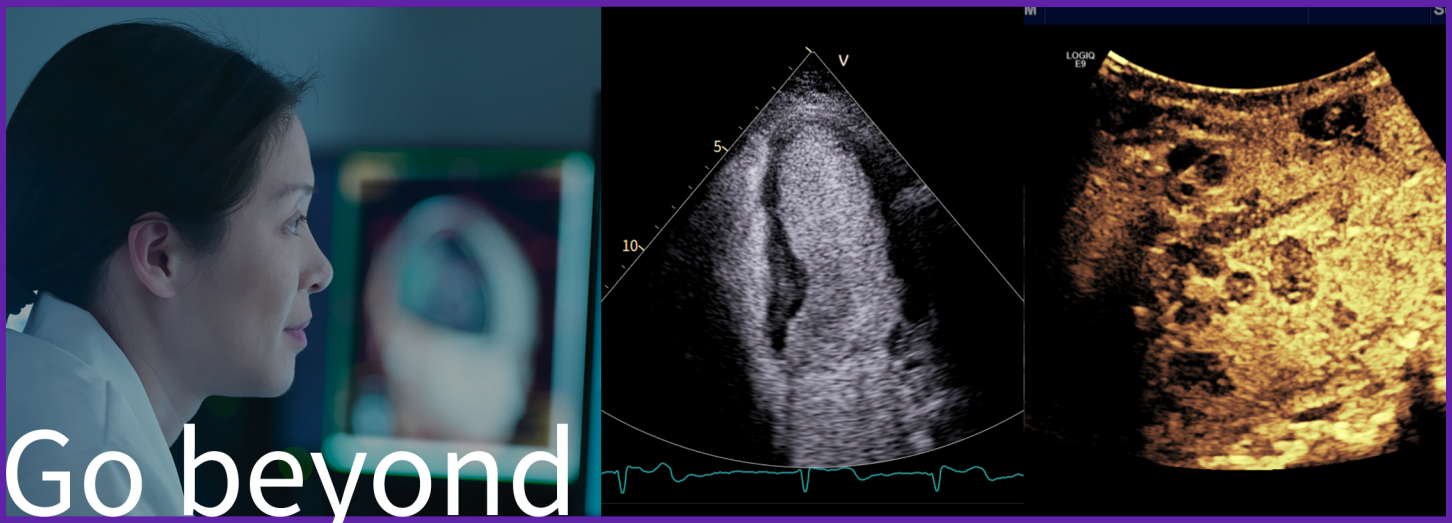

Go beyond the scan with GE HealthCare

Images courtesy of GE HealthCare and Prof Odd Helge Gilja, Bergen, Norway

GE HealthCare

Ultrasound working with you

© 2026 GE HealthCare. GE is a trademark of General Electric Company used under trademark license.
GE Healthcare Limited, Pollards Wood, Nightingales Lane, Chalfont St Giles, Buckinghamshire, England HP8 4SP, www.gehealthcare.com
06-2026 JB04851UK/OS

Innovate Cutting-Edge FUS Solutions

SONIC™ CONCEPTS

Discover how our OEM solutions help design, build, and integrate custom ultrasonic transducers and electronics—plus leverage our patents to boost your product.

Stop by our booth to learn about our first-in-kind, fully turnkey focused ultrasound (FUS) research systems.

NEUROFUS® | HIFUPlex™ | SONOREACH™ | Cavitera™

LET'S INNOVATE TOGETHER. Visit us at sonicconcepts.com.

VISIT OUR EXHIBITORS

Axilum Robotics

CLAIR SCIENTIFIC

E&I Pure Power

cts Your Partner in Smart Solutions.

DOPPLER

FUS Instruments

Image Guided Therapy

IMASONIC

NPL National Physical Laboratory

ONDA

OPENWATER

SinapTec ULTRASONIC TECHNOLOGY

Virtual Exhibitor

Focal·One® ROBOTIC FOCAL HIFU

Tour the Virtual Platform for More info!